



G-SL-760

Ranger Domestic AC Sliding Gate Motor



RANGER



Ranger Sliding Gate Motor are designed to smartly control all types of residential sliding gates. Come out as innovative design, reliable operation, high performance and diversity choices.

Ranger Sliding Gate are an excellent choice for residential driveway gate automation when the site has steep grades prohibiting the use of a swing gate, or sites where there is limited space for swing gates to operate freely and where higher security is required.




Intensive Use

Designed for installation in domestic settings, or anywhere that requires maximum reliability with intensive use.



Built-in Control Unit

With built-in control panel, with built in receiver, guarantees the stable and highest performance.



Key Release System

Aluminium release handle with protected lock and customized release key.



Limit Switch Selection

This model's sliding gates come with 2 limit switch selection which is spring & magnetic limit switch.



G-SL-760

Ranger Domestic AC Sliding Gate Motor



RANGER



Auto Close Function

Automatic closing with adjustable time delay, and push button override.



Soft Start & Slow Close

Reliable, safe performance and stable operation.



Auto Reverse on Obstacle

Smart version with auto-reverse when hitting obstacle during closing.

KG
600

Maximum Gate Weight

Maximum support gate weight up to 600kg

*All image and specification is subject to change without prior notice.



Technical Data	G-SL-760-M	G-SL-760-M-M	G-SL-760-S	G-SL-760-S-M
Limit Switch	Magnetic	Magnetic (Motor only w/o Control Panel)	Spring	Spring Limit Switch (Motor only w/o Control Panel)
Power Supply	AC220V			
Power Consumption	50Hz			
Motor Power	280W			
Output Torque	16 N.m			
Output Shaft Height	46mm			
Gate Moving Speed	11-13m/min			
Maximum of Remote Control	25			
Frequency	433.92Mhz			
Work Duty	S2, 15min			
Noise	≤58dB			
Working Temperature	-20°C~70°C			
Maximum Gate Weight	600Kg			

Standard Colours



Platinum Grey
(Similar to RAL7036)

Ordering Info

Model	Motor Configuration
G-SL-760-M	Magnetic Limit Switch
G-SL-760-M-M	Magnetic (Motor only w/o Control Panel)
G-SL-760-S	Spring Limit Switch
G-SL-760-S-M	Spring Limit Switch (Motor only w/o Control Panel)

G-SL-760-M, G-SL-760-M-M, G-SL-760S, G-SL-760S-M



Control Panel
*GCP-SL-DC-PANEL-2



Transmitter &
Receiver



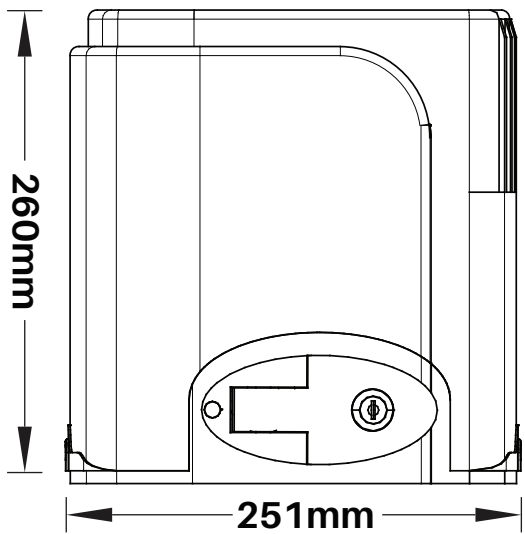
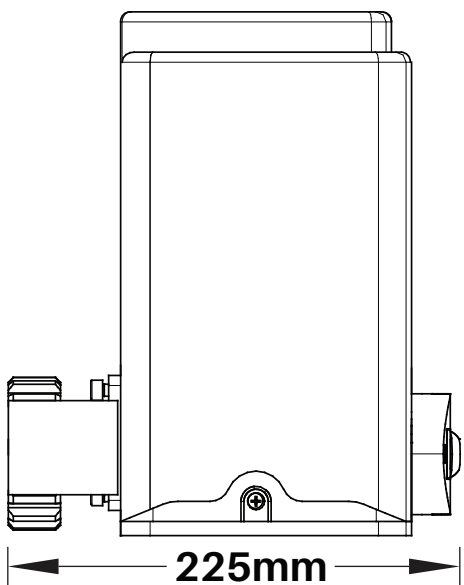
Gear Rack



Base Plate
*GAC-SL7-PL/S
(Optional)

Dimension Drawings (mm)

*All specification is subject to change without prior notice.



1. Gate Opener
2. Wireless Keypad (optional)
3. Gate
4. Infrared Sensor (optional)
5. Alarm lamp (optional)
6. Safety stop block (optional)
7. Gear rack
8. Remote Control

